

The Elections of 2010: Looking Back, Looking Ahead

11/11/2010

Brian William Smith, Ph.D

Associate Professor of Political Science
St. Edward's University
Austin, Texas



Setting The Stage

THE FIRST TWO YEARS OF THE OBAMA ADMINISTRATION

The Obama Dichotomy

- President Obama has a record of achievement not seen since LBJ.
- Each of these achievements has produced positive and negative political consequences.



Health Care Reform

- Policy Success
 - The largest accomplishment of the administration
- Policy Problems
 - Spent Political Capital
 - Delayed Implementation



Opinion Remains Divided

What Should Congress Do With New Health Care Law?

Total	D Democrat	R Republican	O Other/No Answer
Expand It (31%)	84%	15%	1%
Leave It As Is (16%)	63%	34%	3%
Repeal It (48%)	11%	86%	3%

The Stimulus Package

- Success
 - Potentially Staved off a second depression
- Problems
 - High Price Tag
 - Did not meet expectations



Voters are Split on its Effectiveness

Stimulus Package Has...

Total	D Democrat	R Republican	O Other/No Answer
Helped Economy (32%)	86%	13%	1%
Hurt Economy (34%)	10%	87%	3%
Made No Difference (31%)	39%	57%	4%

War on Terror

Successes in Iraq

Problems in Afghanistan

- More U.S. deaths in two years of Obama Administration than in 8 years of Bush Administration
- Support Remains Divided




Financial Reform Bill

Success

- The most sweeping bank reform since the Great Depression

Problems

- Critics on the Left say it didn't Go Far Enough
- Economy has not rebounded



ST. EDWARD'S
UNIVERSITY
AUSTIN

Obama Shares the Blame

Who Do You Blame for Economic Problems?

Total	D Democrat	R Republican	O Other/No Answer
Wall Street (35%)	41%	57%	2%
George W. Bush (29%)	83%	15%	2%
Barack Obama (24%)	6%	91%	3%

President Obama's Policy Disconnect



- Major Policies have not directly affected ordinary voters in a meaningful way
- Many Voters view these major policies as half-empty, not half-full

Election Day 2010

Issues and the Midterm Elections



Things to Understand about Midterm Elections

- Midyear elections serve as a referendum on the President
- Midyear elections serve as a referendum on the economy
- Midyear election turnout favors the out-party

What Does this Mean?

- As the Out-party, 2010 favored the Republicans.
- Democrats were bloated from 2006 & 2008
- The more seats you have, the more you have to defend

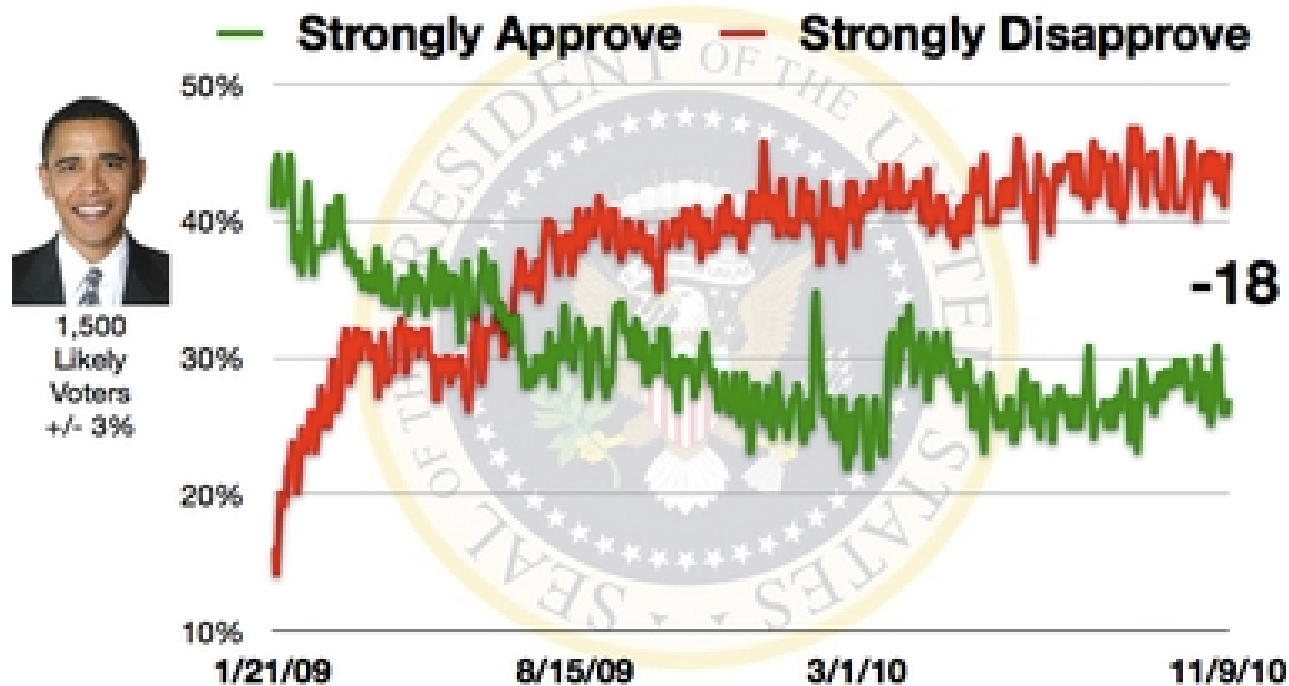
The Man and His Policies

ISSUE 1: A REFERENDUM ON PRESIDENT OBAMA



President Obama's Popularity

Presidential Approval Index



www.RasmussenReports.com

On Election Day: A Referendum

How Obama is Handling His Job as President

Total	D Democrat	R Republican	O Other/No Answer
Approve (44%)	85%	14%	1%
Disapprove (55%)	11%	84%	5%

On Election Day: The Policy Dichotomy

Obama's Policies Will...

Total	D Democrat	R Republican	O Other/No Answer
Help the Country (43%)	86%	12%	2%
Hurt the Country (52%)	8%	89%	3%

ISSUE 2: DEBT AND DEFICITS

The National Debt on Election Day 2008

\$10,560,460,523,982.14

The National Debt on 11/2/2010

\$13,731,479,141,073.50

Budget Deficits and Record Spending

- 2009 Budget Deficit was over 1.4 Trillion
- 2010 at 1.3 Trillion






ISSUE 3: A REFERENDUM ON THE ECONOMY



The Most Important Issue



- Obama misread the 2008 electorate
- The Most important issue of 2008 went unresolved

Most Important Issue

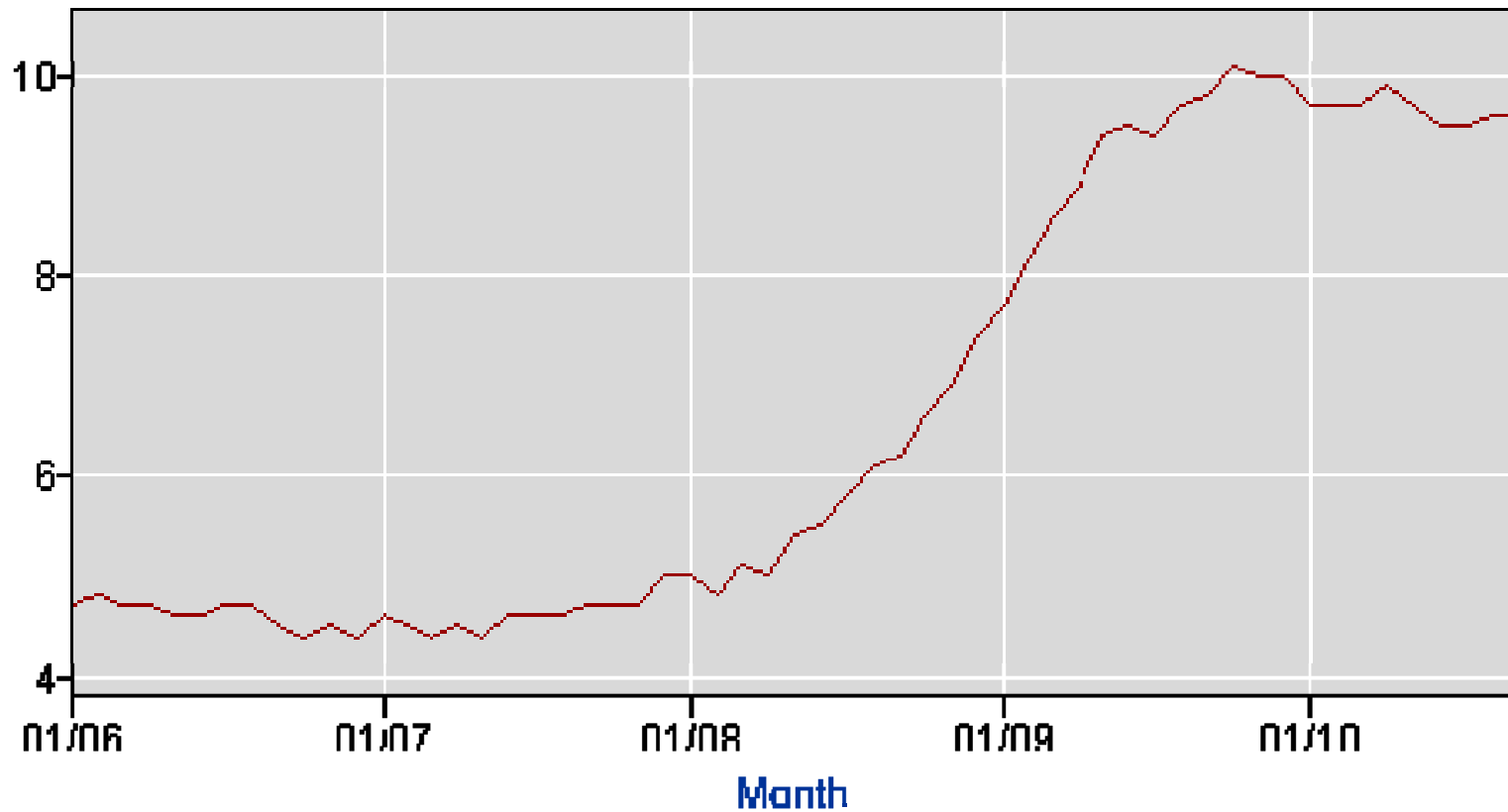
Total	 Obama	 McCain	 Other/No Answer
Energy Policy (7%)	50%	46%	4%
Iraq (10%)	59%	39%	2%
Economy (63%)	53%	44%	3%
Terrorism (9%)	13%	86%	1%
Health Care (9%)	73%	26%	1%

The Economy Remained the Most Important Issue in 2010

Most Important Issue Facing Country Today

Total	 Democrat	 Republican
War in Afghanistan (7%)	58%	40%
Health Care (18%)	51%	47%
Economy (63%)	43%	54%
Illegal Immigration (8%)	26%	68%

Unemployment



A Referendum on the Economy

State of the Nation's Economy

Total	D Democrat	R Republican	O Other/No Answer
Excellent/Good (9%)	77%	20%	3%
Not Good/Poor (90%)	41%	56%	3%

Republicans Yes, Democrats not so much

ISSUE 4: MOTIVATED VOTERS

Low Motivation from The Left

- Every Democratic Group claimed responsibility for President Obama's Victory
- Supporters wanted immediate policy change on their issue
- Card Check
- Don't Ask Don't Tell
- Public Option
- A Larger Stimulus Bill
- Immigration Reform
- Bringing the Troops Home

The Tea Party Movement

- Unique in that they do not want anything from government
- Also no Formal/Hierarchical organization
- Very Motivated



Angry Voters

Opinion of Federal Government

Total	D Democrat	R Republican	O Other/No Answer
Satisfied/Enthusiastic (25%)	81%	16%	3%
Angry/Dissatisfied (73%)	32%	65%	3%

Was a Popular Movement

Opinion of Tea Party Movement

Total	D Democrat	R Republican	O Other/No Answer
Support (41%)	11%	86%	3%
Neutral (24%)	47%	50%	3%
Oppose (30%)	86%	12%	2%

Motivation on Election Day

Your Vote for House Meant To Send a Message...

Total	D Democrat	R Republican	O Other/No Answer
In Favor of Tea Party (22%)	8%	90%	2%
Against Tea Party (17%)	93%	6%	1%
Tea Party Not a Factor (57%)	44%	53%	3%

On Election Day, the only question that remained was how many seats the GOP would Gain

Election Day

2010 WHAT HAPPENED



Party Objectives

- GOP- Take Back the House and Senate
- Democrats- keep at least 1 branch



Year	President	House	Senate	Governor
1948	Truman	76	9	6
1950	Truman	-55	-12	2
1952	Eisenhower	24	2	5
1954	Eisenhower	-18	-1	-9
1956	Eisenhower	-2	0	-2
1958	Eisenhower	-48	-13	-5
1960	Kennedy	-20	-2	0
1962	Kennedy	-4	3	0
1964	Johnson	38	2	-1
1966	Johnson	-47	-4	-8
1968	Nixon	7	5	4
1970	Nixon	-12	2	-11
1972	Nixon	13	-2	-1
1974	Ford	-48	-5	-5
1976	Carter	2	0	1
1978	Carter	-15	-3	-5
1980	Reagan	33	12	4
1982	Reagan	-26	1	7
1984	Reagan	15	-2	1
1986	Reagan	-5	-8	8
1988	Bush	-3	-1	-1
1990	Bush	-9	-1	-2
1992	Clinton	-10	0	2
1994	Clinton	-52	-9	-10
1996	Clinton	9	-2	-1
1998	Clinton	5	0	0
2000	Bush	-2	-5	-1
2002	Bush	6	2	-1
2004	Bush	3	4	0
2006	Bush	-30	-6	-6
2008	Obama	21	8	1
2010	Obama	-61	-6	-7

A Historical Perspective



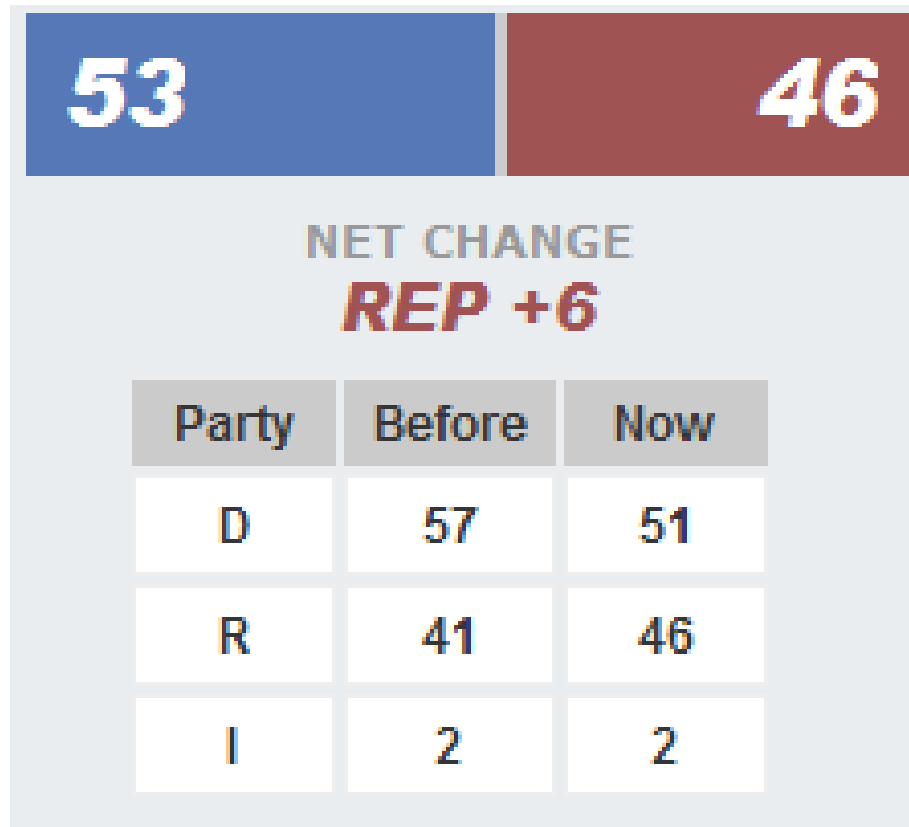
ST. EDWARD'S
UNIVERSITY
AUSTIN

The Results

THE SENATE



The Democrats Persevere



- The GOP fails to Gain Control
- No Decapitation of Reid

Tea Party Candidates in the Senate



A Mixed Bag

- Winners- FL, KY, UT, WI
- Losers-, DE, CO, NV
- Alaska is still unknown

Senate Gridlock is Likely

- Filibusters from the Minority Party
- Unwillingness to pass House bills from the Majority Party.
- A lack of moderates to broker deals

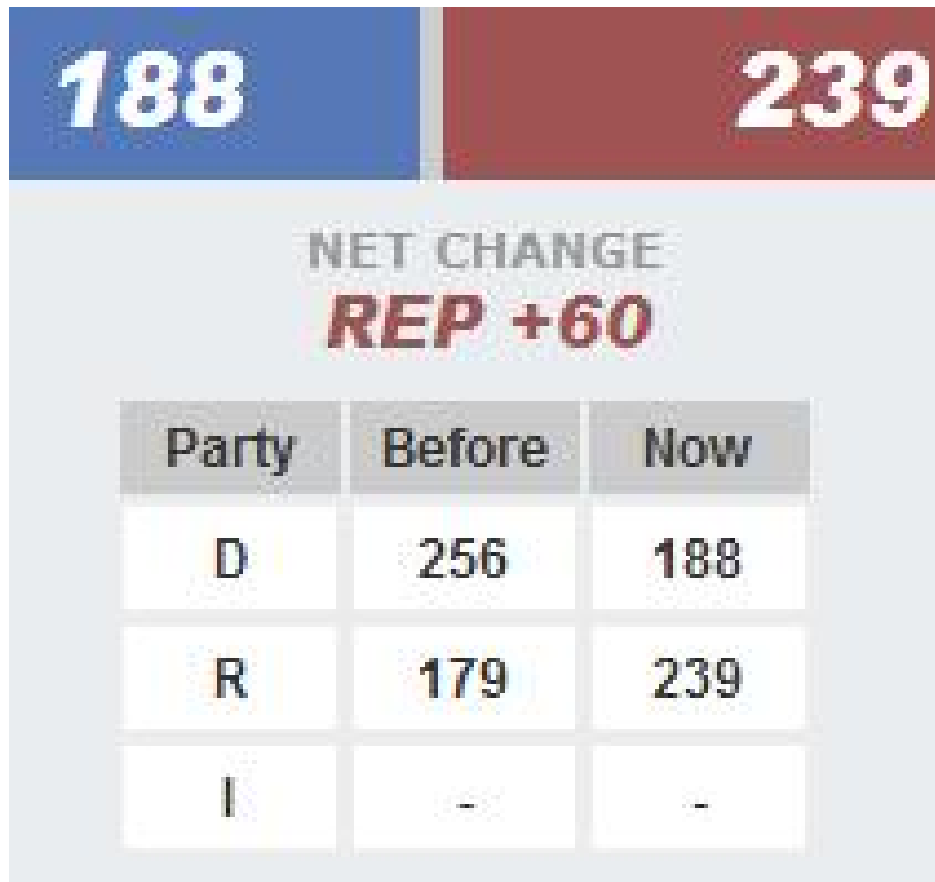


The Results

THE HOUSE OF REPRESENTATIVES




The House of Representatives



- GOP Gets
 - 100% of leaning GOP Seats (29)
 - 30 of 42 Tossups
 - 6 "safe/leaning" Democratic seats
- 6 undecided (All Dem districts)

Tea Party Candidates in the House

- Again A Mixed Bag
 - 84 Losers
 - 46 Winners



Policy In the House

- The GOP has majority, but it will not be easy
 - Integrating the Tea Party
 - Facing an ideologically homogenous Democratic Party



Losers on Election Day



ST. EDWARD'S
UNIVERSITY
AUSTIN

What Kind of Policies might we get?

Policy: 2010 and Beyond



Very Little from The Lame Duck Congress

- We have no budget
- All of our taxes are increasing
- Very little time to address other issues



HEALTH CARE

- A repeal
- A zombie
- A Court Decision
- A campaign issue for 2012



A Deal to continue Tax Cuts

Bush-Era Tax Cuts Should Be Continued For...

Total	D Democrat	R Republican	O Other/No Answer
All Americans (40%)	14%	84%	2%
Families Under \$250,000 (36%)	64%	32%	4%
No One (15%)	75%	22%	3%

What To Expect: A Try At Balancing the Budget

Highest Priority for Next Congress

Total	D Democrat	R Republican	O Other/No Answer
Cutting Taxes (18%)	26%	71%	3%
Reducing Deficit (40%)	32%	65%	3%
Spending to Create Jobs (37%)	68%	30%	2%

What Not To Expect


- Climate Change Legislation
- Comprehensive Immigration Reform



ST. EDWARD'S
UNIVERSITY
AUSTIN

What Not To Expect: Social Security Reform

- The Trust Fund will be exhausted in 2037
- Benefits will be cut by 22% at that time



2012 A Presidential Election

The Republicans





Who Might Run against Obama?

- At Least 17 Republicans have indicated presidential aspirations
- Candidates need to decide if this is their window
- Who runs depends on what happens in the next two years



Sarah Palin





A U S T I N

S
Y

WHAT ABOUT RICK PERRY?



Why Rick Perry

- Longest serving governor of the largest Republican state
- At the height of his political popularity
- A Conservative Alternative to Palin



Why Not Rick Perry?

- Still lacks nationwide recognition
- Faces an 18 billion dollar deficit in Texas

Why Not Perry?: Likeability

Your Opinion of Governor Candidate You Voted For

Total	D White	R Perry	O Other/No Answer
Strongly Favor (49%)	47%	52%	1%
Have Reservations (29%)	29%	70%	1%
Dislike Opponent (19%)	53%	40%	7%

Why Not Rick Perry: A Texas Governor

- Can He distance himself from George W. Bush?



2012 Presidential Election

The Democrats

Obama is Still the Favorite



- 2 years is a political lifetime
- Very popular among key constituencies
- Major Policies are Popular with Democrats

His Political Future Depends on Which Path he takes

OR



Potential Challengers

- H.R. Clinton says she is out
- Possible challenges from the left need to decide quickly

LBJ, Ford, Carter, Bush all had challengers in their second term bids

All Lost their re-election bids

QUESTIONS?

